

NON INSULATED DUCT FAN WITH CIRCULAR CONNECTIONS

CK 315 B1

7000314

- Duct fan with circular connections.
- Proven performance and reliability.
- Compact with high capacity and efficiency.
- Low sound levels.
- Operational in both 50 and 60 Hz.
- Impeller with backward curved blades.
- The external rotor motor has maintenance-free sealed ball-bearings and is very energy efficient.
- For speed control a transformer or electronic speed controller can be connected.
- Integrated motor protection.
- Junction box has enclosure class IP 54.
- Fan housing is manufactured from galvanized sheet steel.
- The fan is intended to be installed in a duct system.
- A duct connected fan can be installed outside or in damp environments.
- Easy installation in any position.



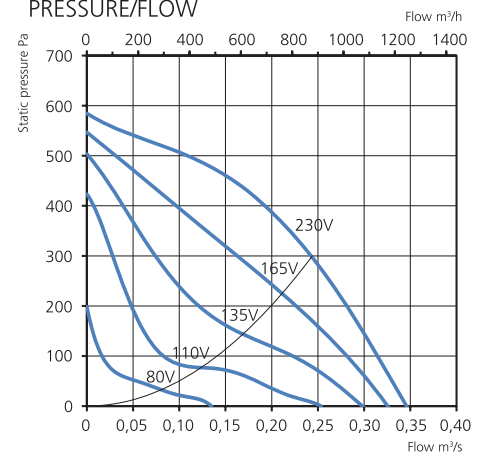
ACCESSORIES

- Mounting bracket Kit MB
- Mounting clamp MK 315
- Safety grille BSV 315
- Back draught shutter RSK 315
- Louvre YG 315
- Louvre shutter VK 315
- Filterbox FLK 315
- Filterbox FLF 315
- Silencer LDC 315
- Transformer controller VRTE 1
- Transformer controller VRDE 1.5
- Speed controller VRS 2.0

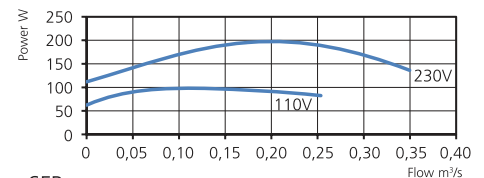
TECHNICAL DATA

Voltage	230 V
Frequency	50 Hz (60 Hz)
Phase	1 ~
Current	0.87 A
Power	197 W
Speed	2660 r.p.m.
Max. temp of transported air	80 °C
Sound pressure level, 3 m	47 dB(A)
Weight	6.1 kg
Enclosure class	44 IP
Wiring diagram	4040001

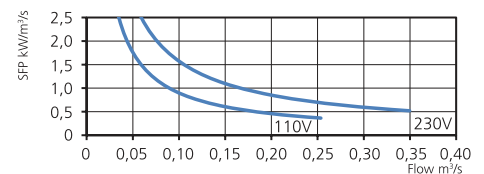
PRESSURE/FLOW



POWER/FLOW



SFP



SOUND DATA

	L_{WA} tot dB (A)	63	125	250	500	1K	2K	4K	8K
Surrounding 230 V	54	34	40	45	46	48	49	46	37
Outlet 230 V	78	57	59	72	67	71	72	70	65
Inlet 230 V	76	56	58	65	66	67	70	70	64
Inlet 165 V	72	51	56	63	64	65	66	66	59
Inlet 135 V	67	46	53	58	60	59	61	59	51
Inlet 110 V	56	40	45	49	50	48	48	44	33
Inlet 80 V	48	35	40	42	42	40	37	31	27

MORE INFORMATION



Find out the latest updated information about this product by visiting www.ostberg.com or scanning this QR code.

DIMENSIONS (mm)

