

CK 315 C1 EC

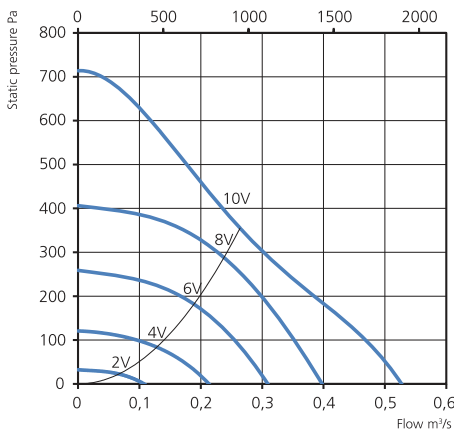
7001275



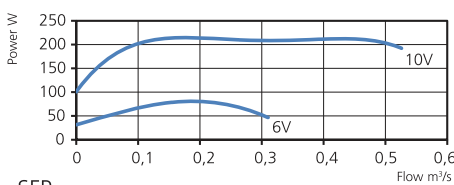
- Duct fan with circular connections.
- Proven performance and reliability.
- Compact with high capacity and efficiency.
- Low sound levels.
- Impeller with backward curved blades.
- The external rotor motor has maintenance-free sealed ball-bearings and is very energy efficient.
- Speed controlling can be done with the built-in potentiometer, 0-10 V alt. external control.
- Integrated motor protection.
- Junction box has enclosure class IP 54.
- Fan housing is manufactured from galvanized sheet steel.
- The fan is intended to be installed in a duct system.
- A duct connected fan can be installed outside or in damp environments.
- Easy installation in any position



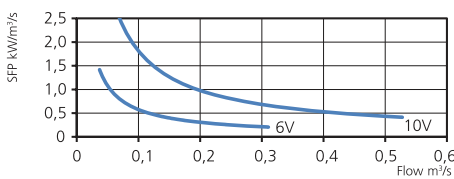
PRESSURE/FLOW



POWER/FLOW



SFP



TECHNICAL DATA

Voltage	230 V
Frequency	50/60 Hz
Phase	1 ~
Current	1.69 A
Power	215 W
Speed	2370 r.p.m.
Max. temp of transported air	60 °C
Sound pressure level, 3 m	48 dB(A)
Weight	5.7 kg
Enclosure class	44 IP
Wiring diagram	4040153

ACCESSORIES

- Mounting bracket Kit MB
- Mounting clamp MK 315
- Filterbox FLF 315
- Filterbox FLK 315
- Safety grille BSV 315
- Back draught shutter RSK 315
- Louvre YG 315
- Louvre shutter VK 315
- Silencer LDC 315
- Speed controller MS EC
- Controller IQ-Reg EC
- Pressure regulator CALAIR-PR-230V
- Pressure regulator FKP-R

SOUND DATA

	L _{wa} tot dB (A)	63	125	250	500	1K	2K	4K	8K
Surrounding 10 V	55	26	33	43	50	50	50	42	36
Outlet 10 V	75	59	59	63	70	68	70	64	61
Inlet 10 V	74	57	62	66	66	66	68	65	64
Inlet 8 V	72	55	60	64	63	64	67	62	60
Inlet 6 V	66	52	55	60	57	59	60	56	50
Inlet 4 V	57	44	47	51	50	51	49	44	35
Inlet 2 V	43	32	34	39	34	31	31	28	29

MORE INFORMATION



Find out the latest updated information about this product by visiting www.ostberg.com or scanning this QR code.

DIMENSIONS (mm)

